

MR 'FIXED' MULTI RAIL GRABS



The MR Multi-rail grabs have been designed to facilitate the fast bulk handling of a *specific* rail section (details to be advised at time of order).

Rails are locked onto the clamp by swivelling toes that locate under the rail-head and top clamp body that rotates in a cam action pressing a hard rubber lined horizontal beam onto the top of the rail-head. The rubber lined contact beam prevents marking or damage to the rail-head.

Two clamps are recommended at centres of 50 to 60% of rail length for rails up to 20 mtr long. For rails longer than 20 mtr, three clamps at centre distance between outer clamps of 65 to 75% of rail length must be used. (NB. Clamp must be within rated WLL).

Rails to be lifted must be stacked with bottom flange toes touching. All rails must be of the same rail section size.

The master link used is ref: A8W26 (100mm x 180mm)

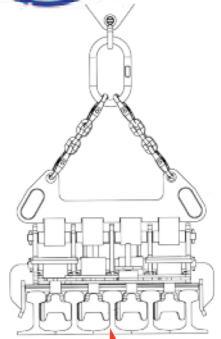
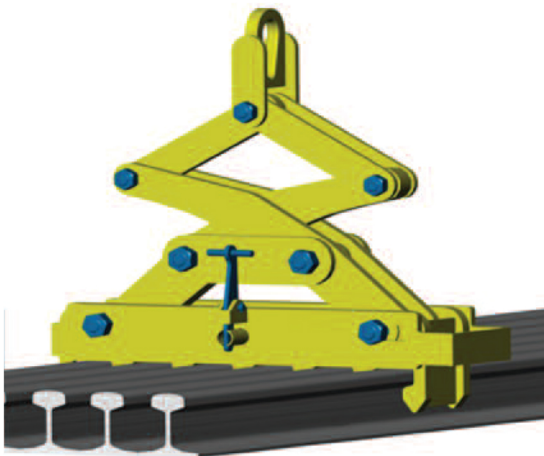


Illustration of MR Multi-rail configuration

Model	Number of rails	WLL* kg	Weight* kg
MR3	3	5000	84
MR4	4	5000	108
MR5	5	5000	132
MR6	6	6000	156
MR7	7	7000	180
MR8	8	8000	204
MR9	9	9000	228
MR10	10	10000	252
MR12	12	12000	300

*Per grab. • Please advise rail section when ordering.

MRC 'INTERCHANGEABLE' MULTI RAIL GRABS



The MRC Multi-rail grabs have been designed to facilitate the fast bulk handling of ALL rail sections.

The features and applications of the MRC Multi-rail grabs are similar to that of the MR Multi-rail grabs but with the added benefit of having interchangeable, modular designed comb sections. Various combs sections to suit specific rails can be combined with the same scissor mechanism. Additional comb sections can be purchased separately. Please contact our sales team for further details.

An further option on the MRC is that it can be fitted with an automatic open / close device that engages the rail sections when the clamp is lifted from it's rest position on top of the rails.

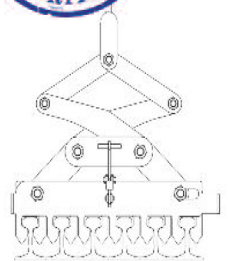


Illustration of MRC Multi-rail configuration

Model	Number of rails	WLL kg	Weight (complete unit) kg
MRC4	4	5000	200
MRC5	5	5000	230
MRC6	6	6000	265
MRC7	7	7000	295
MRC8	8	8000	330

• Please advise rail section when ordering.