

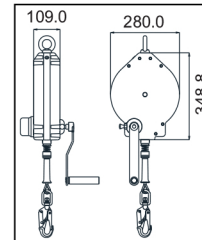
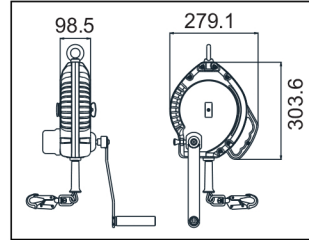
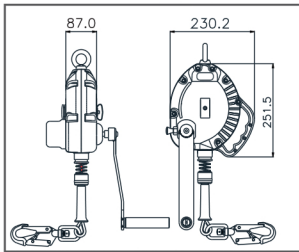


Olympe

FA 20 401 10
FA 20 401 10S

FA 20 401 20
FA 20 401 20S

FA 20 401 30
FA 20 401 30S



| REF. | FA 20 401 10 | FA 20 401 10S | FA 20 401 20 | FA 20 401 20S | FA 20 401 30 | FA 20 401 30S |
|--------|---------------------------|---------------------------|---------------------------|---------------------------|---------------------------|---------------------------|
| LG. | 10.0 m | | 20.0 m | | 30.0 m | |
| KG | 140 KG | | 140 KG | | 140 KG | |
| | EN 360, EN 1496 Class B | | EN 360, EN 1496 Class B | | EN 360, EN 1496 Class B | |
| MAT. | PA / \varnothing 4.5 mm | PA / \varnothing 4.5 mm | PA / \varnothing 4.5 mm | PA / \varnothing 4.5 mm | PA / \varnothing 4.5 mm | PA / \varnothing 4.5 mm |
| | | | | | | |
| | x2 | | x2 | | x2 | |
| R (kN) | 12 kN | | 12 kN | | 12 kN | |
| | NO | | NO | | NO | |
| + | | | | | | |
| | 7.40 KG | | 9.20 KG | | 14.80 KG | |

